



## eBooks at Bangor Public Library for iPads/iPhones\*



Bangor Public Library and 140 other Maine libraries joined together to purchase the **Maine InfoNet Download Library** (<http://download.maineinfonet.org/>), a collection of eBooks to “borrow” onto your own eReader devices **for free**. Anyone with a Bangor Public Library card or a card from a participating Maine library can access this collection, so grab your library card and let's get started!

### There's an app for that!

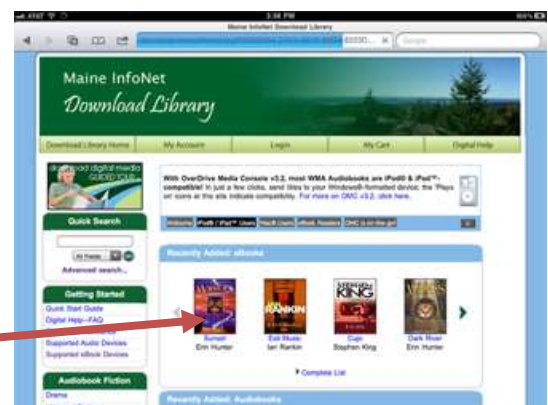
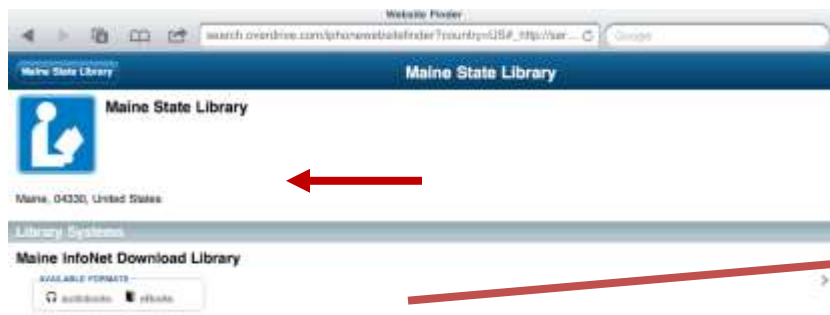
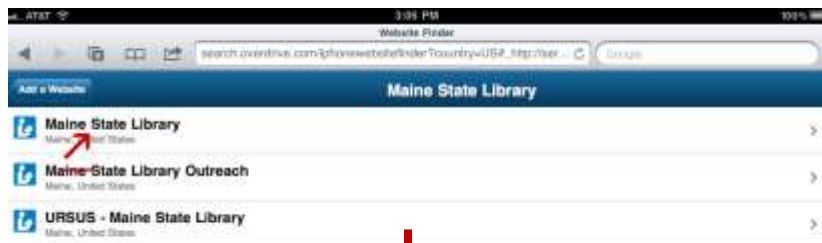
The Library's eBook collection comes from **OverDrive**, the current leader in the eBook lending market. These 2,300+ eBooks come in ePub format.



### Step 1 – Set Up First

- **Confirm requirements:** Compatible with iPhone, iPod touch, and iPad. Requires iOS 4.0 or later.
- **Install software:** On your Apple device, visit the App store, and download the **Overdrive Media Console** app. (You need a valid iTunes account in order to use the App Store.)
- **Authorize:** You will need an Adobe ID with any new computer or device to download books. Visit the Adobe [membership site](http://www.adobe.com/membership/) ([www.adobe.com/membership/](http://www.adobe.com/membership/)) to create an Adobe account. Record your information to use in Step 4.

The first time you launch the OverDrive app, click the **Get Books +** button (top right corner) and then click the **+** symbol to “Add a Website”. Search for “**Bangor Public Library**”, select it from the results, and then select “**Maine InfoNet Download Library**” to enter the Overdrive collection.



Browse the “Recently Added eBooks” (iPad) or “Featured EPUB eBooks” (iPhone) subcollection, or click the “Browse” button ( on light green nav bar along with Home, Browse, Search and Help buttons) to view the entire e-books collection. You can browse all Adobe EPub eBook titles or browse by Fiction type and more...

After the initial set-up of your OverDrive app, just click the **Get Books +** button to return to

## Step 2: Check out the eBook you want on the OverDrive site. (Limit 3 eBooks at a time)



If it's already checked out to someone else, click "Place a Hold, provide your email address, and OverDrive will notify you when it becomes available

If the eBook is available, click "Add to Cart".

- When you have searched for and added eBooks into your cart, click "Proceed To Checkout."
- Select Maine State Library or **your own** library and type your library card number at the prompts.
- At the Check-Out screen, select 7 or 14 day loan period from the drop-down menu, then click "Confirm Check Out."



## Step 3: Download and read your eBook (3 eBooks max)

If this is your first time downloading, "activation" is required. Add your Adobe ID information from step 1 – set up. Activation allows you to read DRM-protected Adobe eBooks. OverDrive Media Console for Android and OverDrive Media Console for iPhone/iPad require an Adobe ID for activation.

- Click the "Download" button.
- In pop-up window, click "Download Now."
- When successfully downloaded, the eBook will appear in your list of titles.



**Note:** Your eBook is "due" either 7 or 14 days after you checked it out, depending on which option you chose at Check-Out. Unfortunately, you cannot check-in your items early using the OverDrive app.

If you have questions about ebooks, call 947.8336 x126 or email [reference@bpl.lib.me.us](mailto:reference@bpl.lib.me.us)